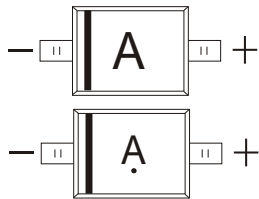


FAST SWITCHING DIODE

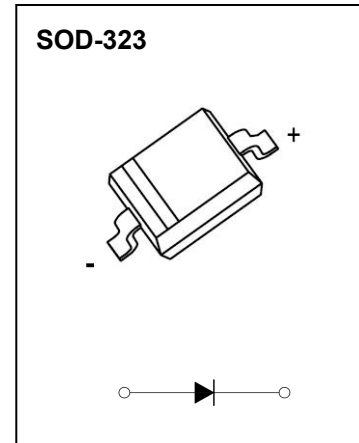
FEATURES

- Small surface mounting type
- High speed
- High reliability with high surge current handling capability

MARKING: A



The marking bar indicates the cathode  
Solid dot = Green molding compound device, if none, the normal device.



Maximum Ratings and Electrical Characteristics, Single Diode @Ta=25°C

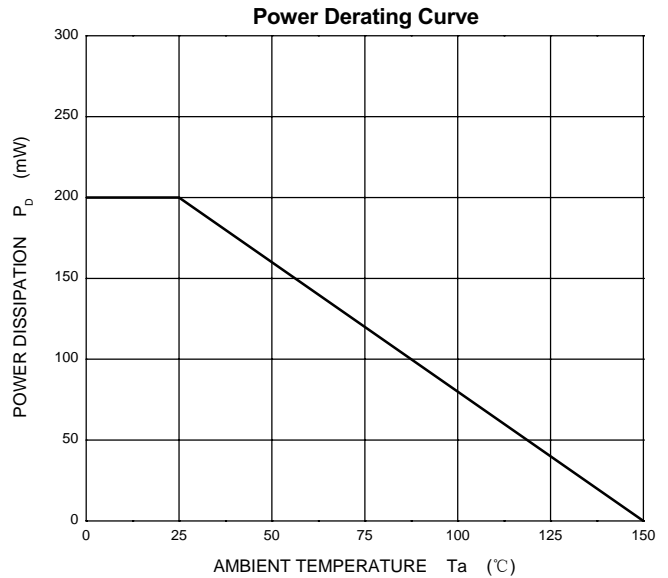
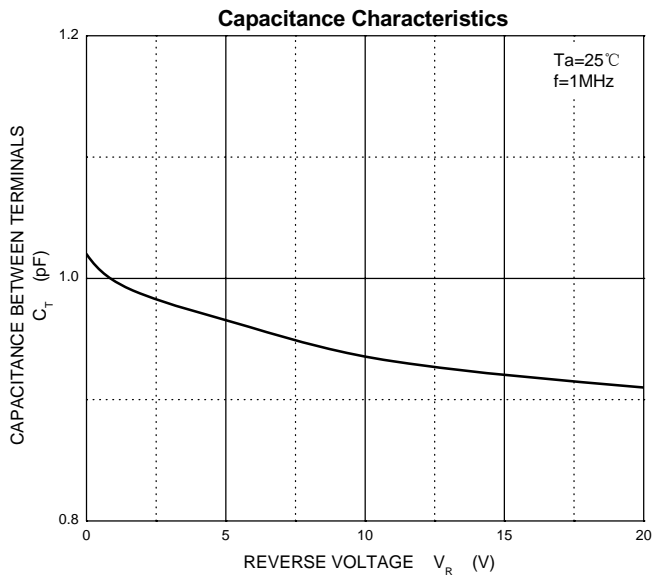
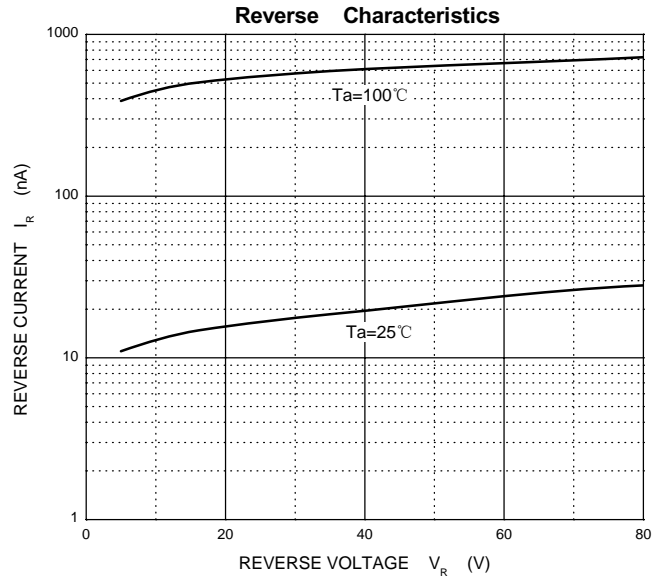
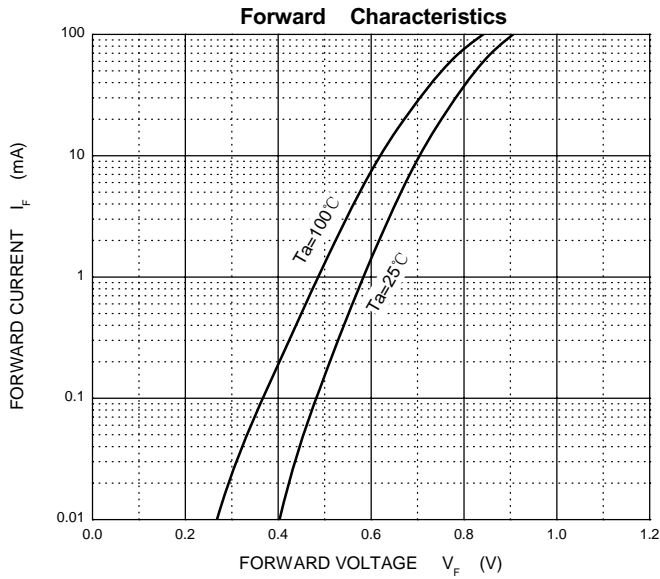
Parameter	Symbol	Limit	Unit
Non-repetitive peak reverse voltage	$V_{RM}$	90	V
DC blocking voltage	$V_R$	80	V
Peak forward current	$I_{FM}$	225	mA
Average rectified output current	$I_O$	100	mA
Non-Repetitive Peak Forward Surge Current @t=8.3ms	$I_{FSM}$	2.0	A
Power Dissipation	$P_D$	200	mW
Thermal Resistance from Junction to Ambient	$R_{\theta JA}$	625	°C/W
Junction temperature	$T_J$	150	°C
Storage temperature	$T_{STG}$	-55~+150	°C

Electrical Ratings @Ta=25°C

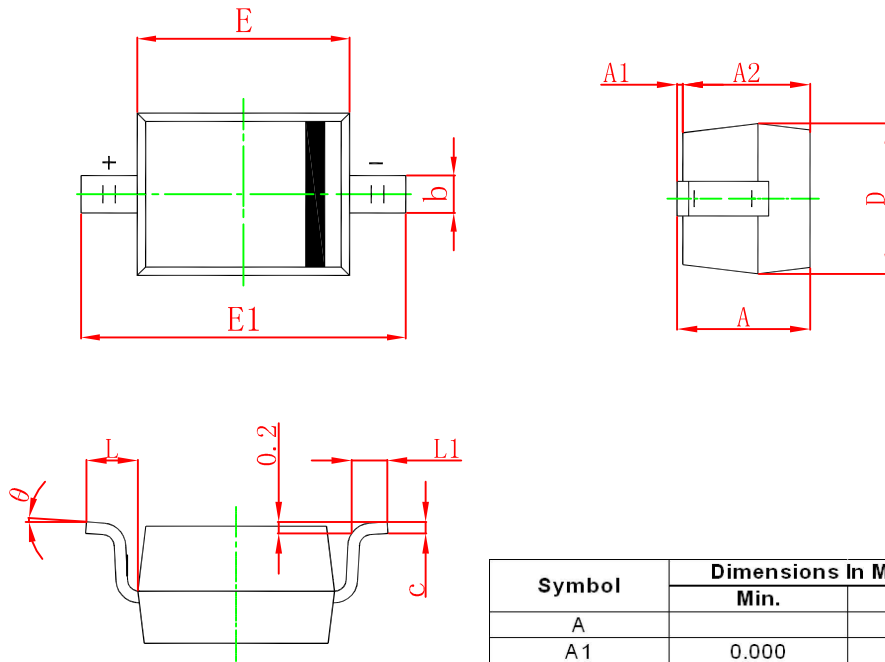
Parameter	Symbol	Min	Typ	Max	Unit	Conditions
Forward voltage	$V_F$			1.2	V	$I_F=100mA$
Reverse current	$I_R$			0.1	μA	$V_R=80V$
Capacitance between terminals	$C_T$			3	pF	$V_R=0.5V, f=1MHz$
Reverse recovery time	$t_{rr}$			4	ns	$I_F=10mA, V_R=6V, R_L=100\Omega$



Typical Characteristics

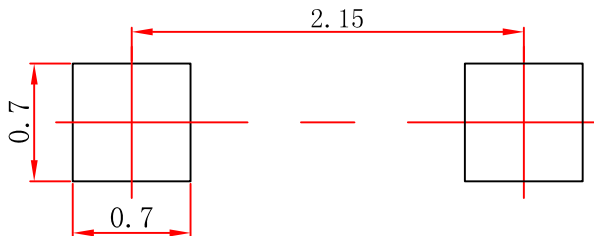


SOD-323 Package Outline Dimensions



Symbol	Dimensions In Millimeters		Dimensions In Inches	
	Min.	Max.	Min.	Max.
A		1.000		0.039
A1	0.000	0.100	0.000	0.004
A2	0.800	0.900	0.031	0.035
b	0.250	0.350	0.010	0.014
c	0.080	0.150	0.003	0.006
D	1.200	1.400	0.047	0.055
E	1.600	1.800	0.063	0.071
E1	2.550	2.750	0.100	0.108
L	0.475 REF.		0.019 REF.	
L1	0.250	0.400	0.010	0.016
θ	0°	8°	0°	8°

SOD-323 Suggested Pad Layout



Note:

1. Controlling dimension: in millimeters.
2. General tolerance:  $\pm 0.05\text{mm}$ .
3. The pad layout is for reference purposes only.