



FEATURES

- * Low forward voltage drop
- * High current capability
- * High reliability
- * High surge current capability

MECHANICAL DATA

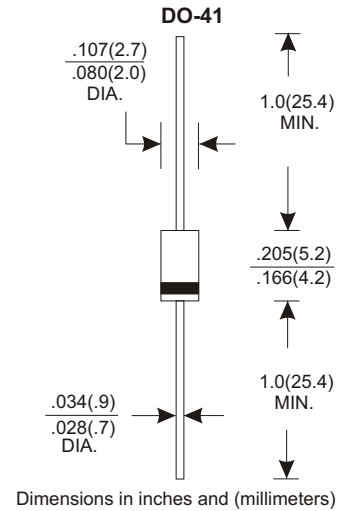
- * Case: Molded plastic
- * Epoxy: UL 94V-0 rate flame retardant
- * Lead: Axial leads, solderable per MIL-STD-202, method 208 guaranteed
- * Polarity: Color band denotes cathode end
- * Mounting position: Any
- * Weight: 0.40 grams
- * Both normal and Pb free product are available:
- * Normal: 80-95% Sn, 5-20% Pb
- * Pb free: 99 Sn above can meet RoHS environment substance directive request

VOLTAGE RANGE

50 to 1000 Volts

CURRENT

1.5 Ampere



MAXIMUM RATINGS AND ELECTRICAL CHARACTERISTICS

Rating 25°C ambient temperature unless otherwise specified.
 Single phase half wave, 60Hz, resistive or inductive load.
 For capacitive load, derate current by 20%.

TYPE NUMBER	1N5391	1N5392	1N5393	1N5395	1N5397	1N5398	1N5399	UNITS	
Maximum Recurrent Peak Reverse Voltage	50	100	200	400	600	800	1000	V	
Maximum RMS Voltage	35	70	140	280	420	560	700	V	
Maximum DC Blocking Voltage	50	100	200	400	600	800	1000	V	
Maximum Average Forward Rectified Current									
.375"(9.5mm) Lead Length at Ta=50°C								1.5	A
Peak Forward Surge Current, 8.3 ms single half sine-wave superimposed on rated load (JEDEC method)								50	A
Maximum Instantaneous Forward Voltage at 1.5A								1.0	V
Maximum DC Reverse Current Ta=25°C								5.0	uA
at Rated DC Blocking Voltage Ta=100°C								50	uA
Typical Junction Capacitance (Note 1)								20	pF
Typical Thermal Resistance R JA (Note 2)								50	°C/W
Operating and Storage Temperature Range Tj, TSTG								-65 — +175	°C

NOTES:

1. Measured at 1MHz and applied reverse voltage of 4.0V D.C.
2. Thermal Resistance from Junction to Ambient .375" (9.5mm) lead length.



FIG.1-TYPICAL FORWARD CHARACTERISTICS

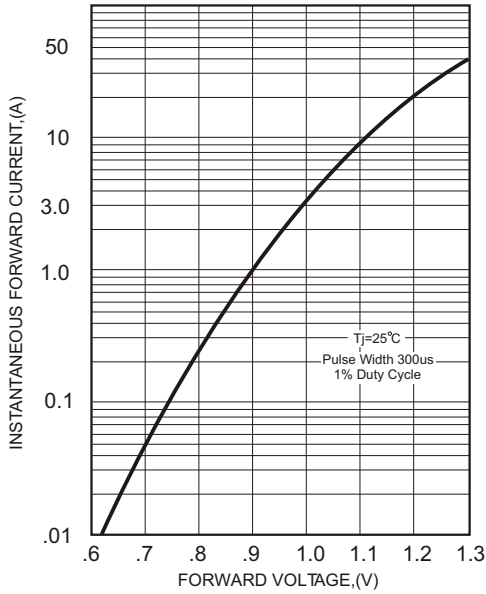


FIG.2-TYPICAL FORWARD CURRENT DERATING CURVE

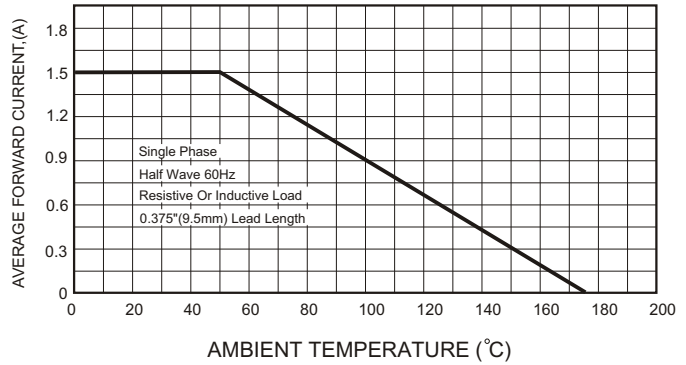


FIG.4-MAXIMUM NON-REPETITIVE FORWARD SURGE CURRENT

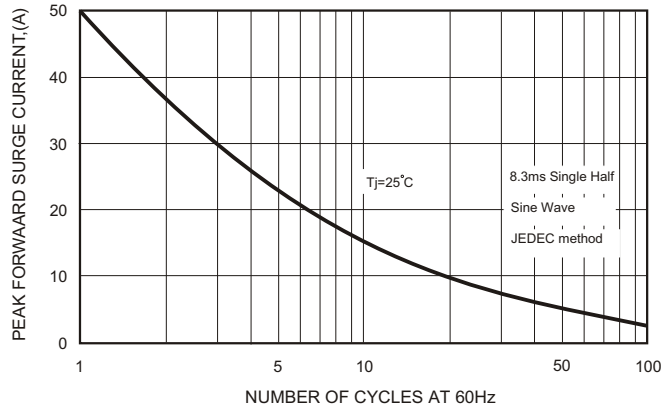


FIG.3 - TYPICAL REVERSE CHARACTERISTICS

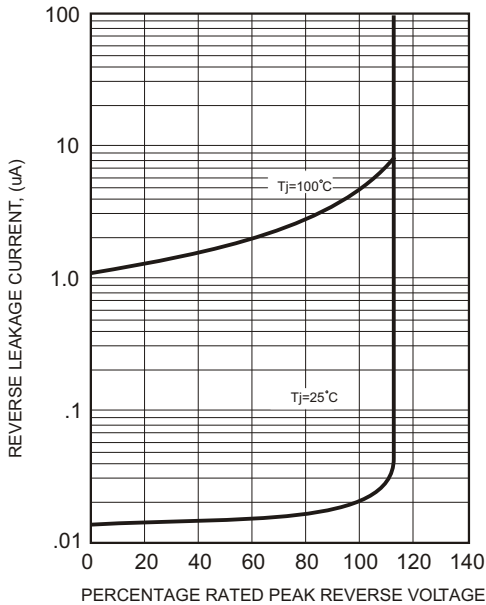


FIG.5-TYPICAL JUNCTION CAPACITANCE

