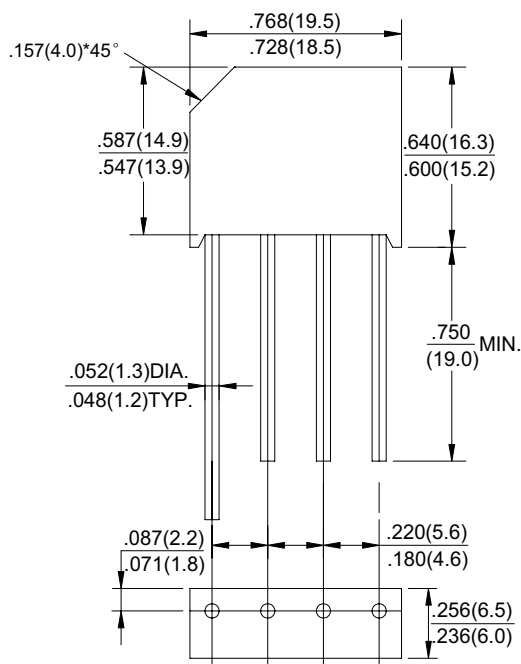




**Package: KBL**



Dimensions in inches and (millimeters)

**FEATURES**

- Surge overload rating -125 Amperes peak
- Ideal for printed circuit board
- Plastic material has UL flammability classification 94V-0
- Mounting position :Any
- Weight: 0.18 ounces , 5.2 grams

**MAXIMUM RATINGS  
AND ELECTRICAL CHARACTERISTICS**

Rating at 25°C ambient temperature unless otherwise specified.

Single phase, half wave ,60Hz, resistive or inductive load.

For capacitive load, derate current by 20%

CHARACTERISTICS	SYMBOL	RS	RS	RS	RS	RS	RS	RS	UNIT
		401L	402L	403L	404L	405L	406L	407L	
Maximum Recurrent Peak Reverse Voltage	VRRM	50	100	200	400	600	800	1000	V
Maximum RMS Bridge Input Voltage	VRMS	35	70	140	280	420	560	700	V
Maximum DC Blocking Voltage	VDC	50	100	200	400	600	800	1000	V
Maximum Average Forward Output Current at 50°C TA (Note1)	I(AV)	4.0							A
Peak Forward Surge Current 8.3ms Single Half Sine-Wave Super Imposed on Rated Load	IFSM	125							A
Maximum Forward Voltage Drop Per Element at 4.0/3.0A Peak	VF	1.1							V
Maximum DC Reverse Current at Rated DC Blocking Voltage	IR	10.0							uA
Maximum Reverse Current at Rated DC Blocking Voltage and 150°C TA	IR	1.0							mA
Operating Temperature Range TJ	TJ	-55 to +150							°C
Storage Temperature Range TA	TSTG	-55 to +150							°C

NOTES: 1. Mounting conditions ,0.5 " lead length maximum.



FIG.1-MAXIMUM FORWARD SURGE CURRENT

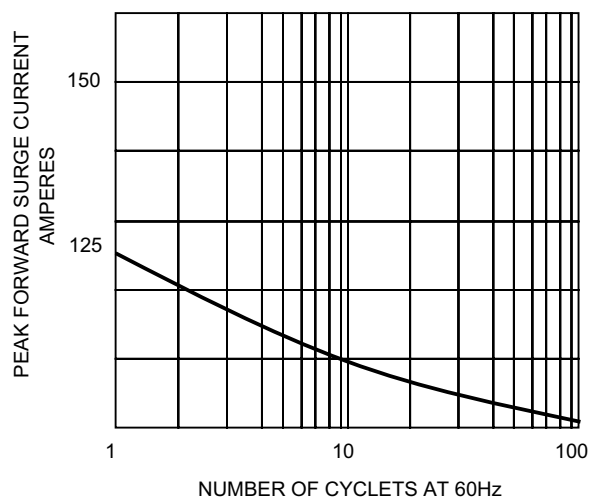


FIG.1-DERATING CURVE  
OUTPUT RECTIFIED CURRENT

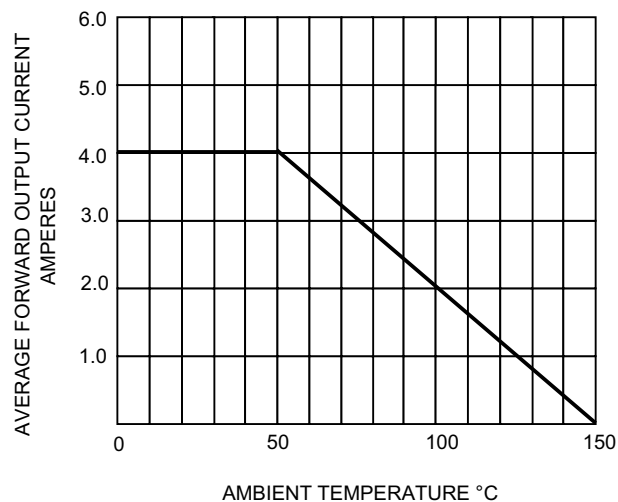


FIG.4-TYPICAL FORWARD  
CHARACTERISTICS

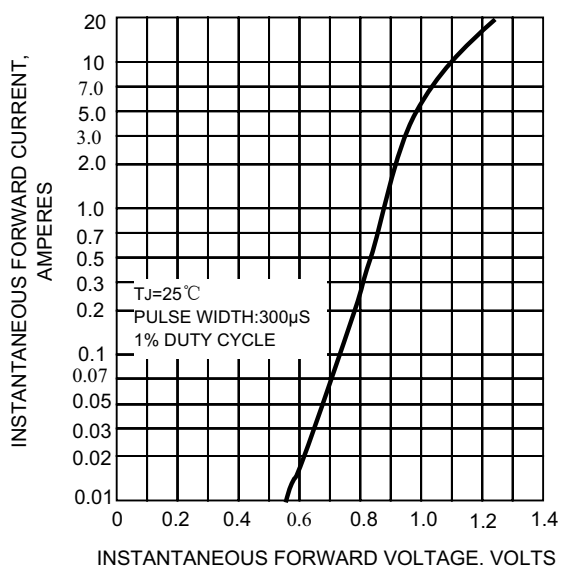


FIG.4-TYPICAL REVERSE  
CHARACTERISTICS

