



Taiwan Goodark Technology Co.,Ltd

GBJ8005 THRU GBJ810

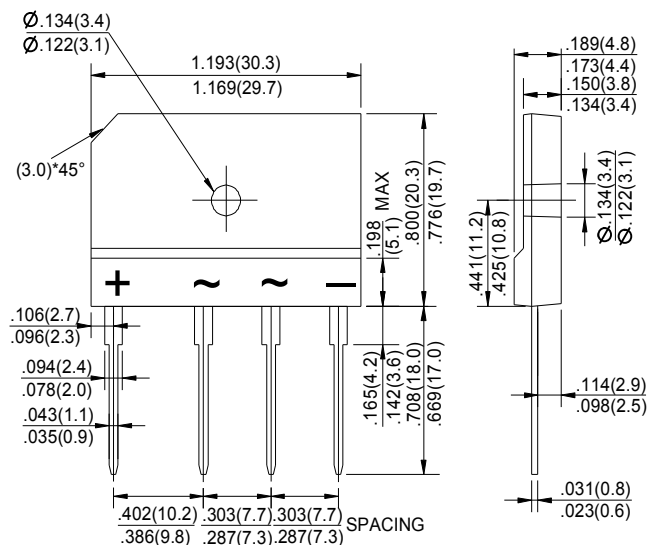
GBJ

Features

- Ideal for printed circuit board
- Reliable low cost construction technique results in inexpensive product
- High temperature soldering guaranteed:
260°C / 10 seconds / 0.375" (9.5mm)
lead length at 5 lbs., (2.3 kg) tension

Mechanical Data

- Case: Molded plastic
- Lead: solder plated
- Polarity: As marked



Dimensions in inches and (millimeters)

MAXIMUM RATINGS AND ELECTRICAL CHARACTERISTICS

Rating at 25°C ambient temperature unless otherwise specified.

Single phase, half wave, 60 Hz, resistive or inductive load.

For capacitive load, derate current by 20%

Type Number		GBJ 8005	GBJ 801	GBJ 802	GBJ 804	GBJ 806	GBJ 808	GBJ 810	UNITS
Maximum Repetitive Peak Reverse Voltage	V _{RRM}	50	100	200	400	600	800	1000	V
Maximum RMS Voltage	V _{RMS}	35	70	140	280	420	560	700	V
Maximum DC blocking Voltage	V _{DC}	50	100	200	400	600	800	1000	V
Maximum Average Forward Rectified Current See Fig.2	I(AV)	8.0							A
Peak Forward Surge Current, 8.3 ms Single Half Sine-wave Superimposed on Rated Load (JEDEC method)	I _{FSM}	170							A
Maximum Instantaneous Forward Voltage @ 8.0A	V _F	1.1							V
Maximum DC Reverse Current @ TA=25°C rated DC blocking voltage per leg TA = 125°C	I _R	5.0 500							μ A
Typical Thermal Resistance (Note)	R θ _{JC}	1.6							°C/W
Operating Temperature Range	T _J	-55 to +150							°C
Storage Temperature Range	T _{STG}	-55 to +150							°C

NOTE:

Thermal Resistance from Junction to Case with Device Mounted on 100×100×1.6mm Cu Plate Heatsink

FIG.1-MAXIMUM NONO-REPETITIVE FORWARD SURGE CURRENT PER BRIDGE ELEMELNT

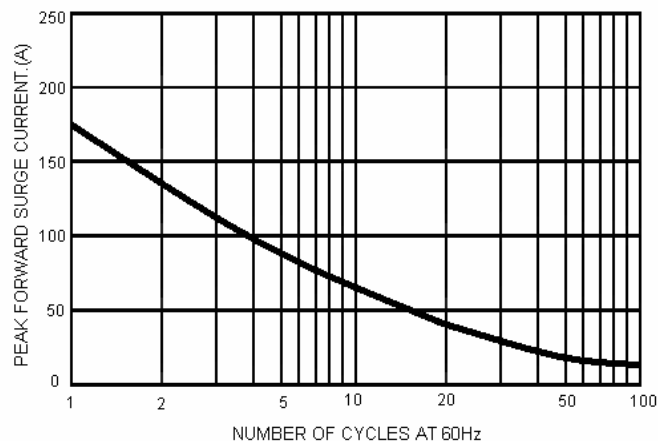


FIG.2-MAXIMUM FORWARD CURRENT DERATING CURVE

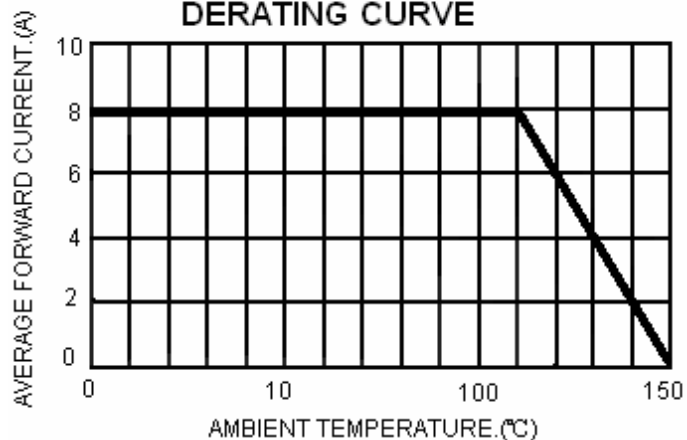


FIG.3-TYPICAL INSTANTANEOUS FORWARD CHARACTERISTICS PER BRIDGE ELEMENT

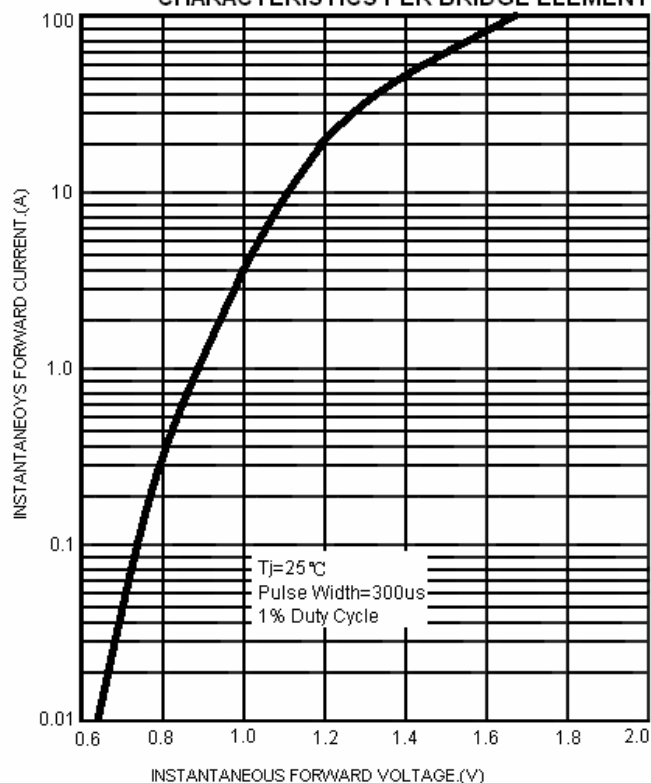


FIG.4-TYPICAL REVERSE CHARACTERISTICS PER BRIDGE ELEMENT

