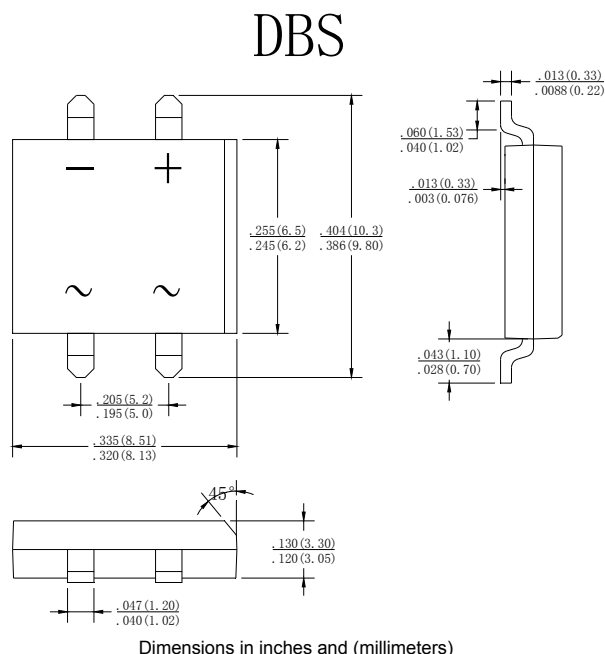




Features

- Ideal for printed circuit board
- Reliable low cost construction utilizing Molded plastic technique
- High temperature soldering guaranteed:
250°C / 10 seconds / 0.375" (9.5mm)
lead length at 5 lbs., (2.3 kg) tension
- High surge current capability



MAXIMUM RATINGS AND ELECTRICAL CHARACTERISTICS

Rating at 25°C ambient temperature unless otherwise specified.

Single phase, half wave, 60 Hz, resistive or inductive load.

For capacitive load, derate current by 20%

Type Number		DB 101S	DB 102S	DB 103S	DB 104S	DB 105S	DB 106S	DB 107S	UNITS
Maximum Repetitive Peak Reverse Voltage	V _{RRM}	50	100	200	400	600	800	1000	V
Maximum RMS Voltage	V _{RMS}	35	70	140	280	420	560	700	V
Maximum DC blocking Voltage	V _{DC}	50	100	200	400	600	800	1000	V
Maximum Average Forward Rectified Current @T _A = 50°C	I _(AV)	1.0							A
Peak Forward Surge Current, 8.3 ms Single Half Sine-wave Superimposed on Rated Load (JEDEC method)	I _{FSM}	50							A
Maximum Instantaneous Forward Voltage @ 1.0A	V _F	1.1							V
Maximum DC Reverse Current @ T _A =25°C rated DC blocking voltage per leg T _A = 125°C	I _R	5 100.0							μ A
Operating Temperature Range	T _J	-55 to +150							°C
Storage Temperature Range	T _{STG}	-55 to +150							°C

NOTES: DBS for Surface Mount Package..

FIG.1 - MAXIMUM DERATING CURVE FOR OUTPUT RECTIFIED CURRENT

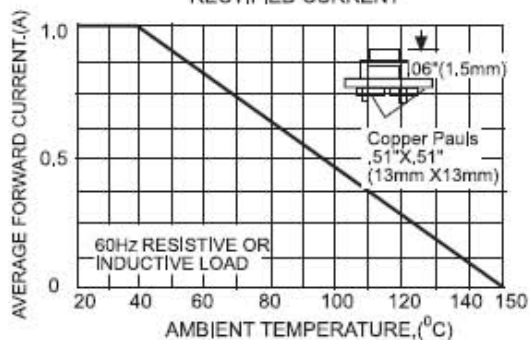


FIG.2 - MAXIMUM NON-REPETITIVE PEAK FORWARD SURGE CURRENT

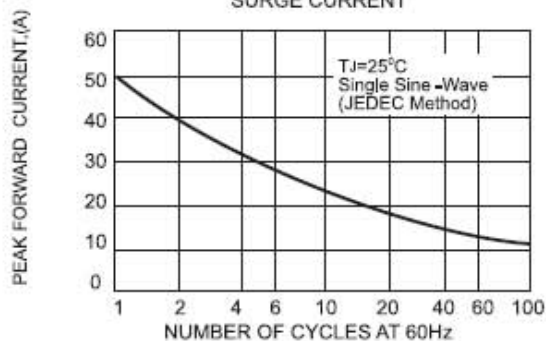


FIG.3-TYPICAL REVERSE CHARACTERISTICS PER BRIDGE ELEMENT

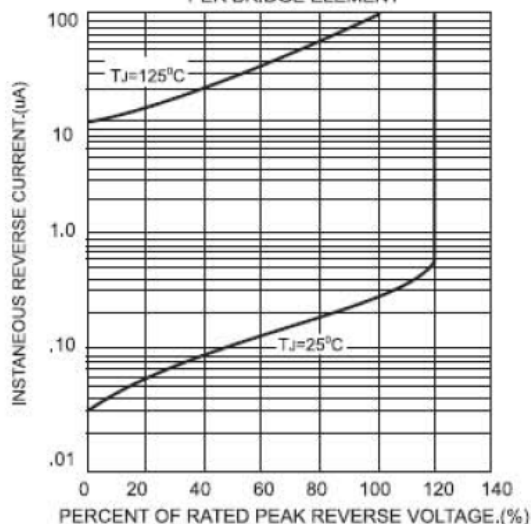


FIG.4-TYPICAL FORWARD CHARACTERISTICS PER BRIDGE ELEMENT

